

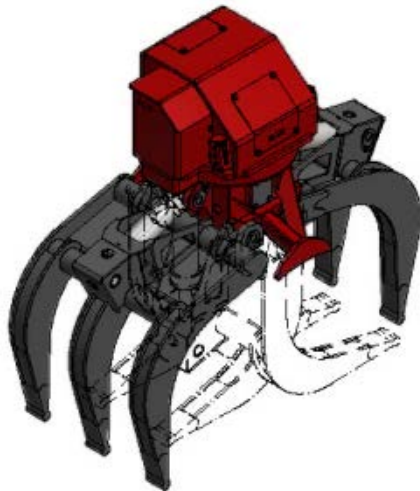
Introducing the new
DAEQUIP
POWER CLAM GRAPPLE



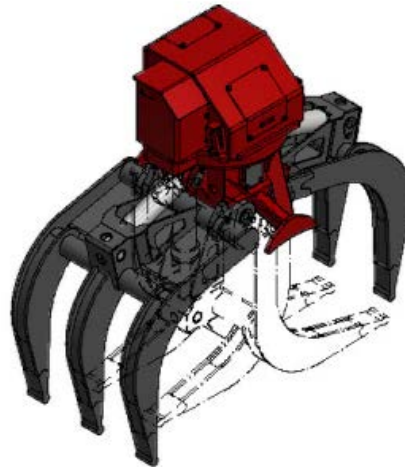
HPG30-08
HPG30-10
HPG30-12

MODELS

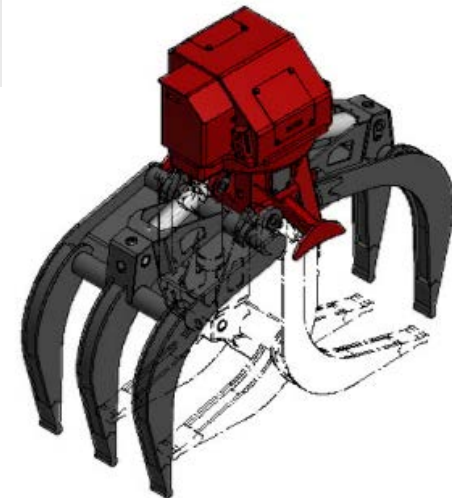
MODEL	Opening		Closing		Width		Height*		Capacity		Weight*	
	mm	inch	mm	inch	mm	inch	mm	inch	m ²	ft ²	kgs	lbs
HPG30-8	1,970	77.6					2,120	83.5	0.8	8.2	1,930	4,250
HPG30-10	2,190	86.2	155	6.1	1060	41.7	2,230	87.8	0.9	10.0	2,050	4,510
HPG30-12	2,385	93.9					2,350	92.5	1.1	12.0	2,140	4,710



[HPG30-08]



[HPG30-10]



[HPG30-12]

* Height and Weight without lugging

Rotator

29" Slewing Ring

Excavator Type Piston Swing Motor And Planetary Gearbox

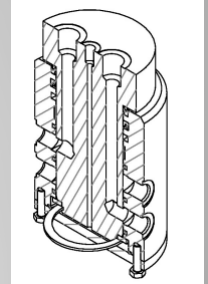
" High Volumetric Efficiency And Minimized Drifting "

HRSM-EF1 (Single) :

- ✓ Torque : 232,800 in-lb @ 3,000 psi
- ✓ Holding Torque : 287,100 in-lb @ 3,700 psi - Max Crossover Relief Setting
- ✓ Speed : 10 RPM @ 20.5 gpm

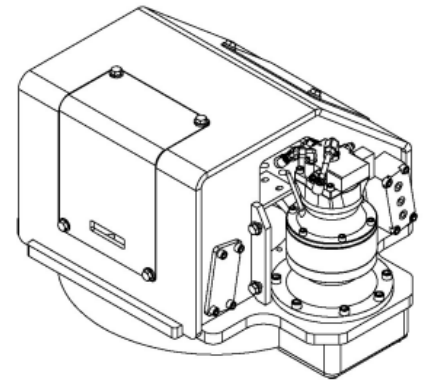
HRSM-DC1 (Single) : Compatible with CAT E Series MP Circuit

- ✓ Torque : 179,900 in-lb @ 3,000 psi
- ✓ Holding Torque : 191,900 in-lb @ 3,200 psi
- ✓ Speed : 8.4 RPM @ 14 gpm (using CAT MP Circuit)



FEATURES

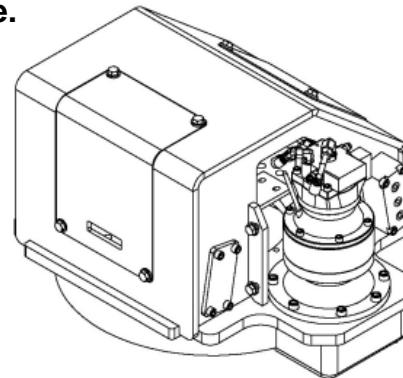
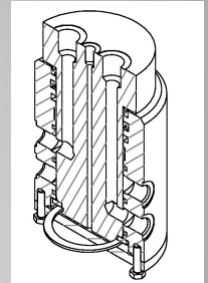
- ✓ Large Service Windows and Spacious Rotator for VIH upgrade.
- ✓ Excavator Type Swivel
- ✓ Cushioned Cylinders : 4" Bore 5,000 psi Rated (Safety Factor 4)
- ✓ Jaw Stoppers on both Open and Close
- ✓ Jaw Plates made of QT100 material
- ✓ Jaw Tips made of AR500 material



Competitive advantage


The major difference between our competitors design(CWS, WBM) and ours.

- **Piston Motor with Planetary Gear Box is used for our grapple, while our competitors use internal Gear Motor (Gerotor Motor).**
- **Volumetric efficiency : Piston motor will have more than 95% of efficiency while gear motor (gerotor motor) has less than 90%. This is simply as a result of internal leakage, resulted from gap between two mating parts inside motor. This effects on drifting and being jerky on low RPM**
- **Desired maximum speed of 10 RPM (8.5 at least) needs to be achieved with as small pump as possible.**
- **Drifting : If volumetric efficiency is low, you lose hydraulic oil inside a motor. The mating parts inside motor will slip and whole motor drifts. Our piston motor will lose some oil inside, but planetary gear box become a locking devices and drifting is minimized with our system design.**
- **Jerk on low RPM: Again a motor becomes jerky by losing oil through gears (mating parts) Our system (piston motor + gear box) is very smooth on low RPM.**
- **To achieve same amount of torque, CWS or WBM have to use two gerotor motors while we just need one, which takes less volume.**



DAEQUIP

PREMIUM EQUIPMENT ATTACHMENTS



MAT GRAPPLE

MODEL	Opening		Depth*		Width		Height**		Weight***	
	[mm]	[inch]	[mm]	[inch]	[mm]	[inch]	[mm]	[inch]	[kgs]	[lbs]
HMG30	2,905	114.4	687	27.0	1870	73.6	2,015	79.3	2,070	4,550

* Depth : Jaw Open

** Height without Lugging & Jaw Open

*** Weight without Lugging

ROTATOR

- o 29" Slewing Ring
- o Excavator Type Piston Swing Motor and Planetary Gear Box
 - Torque : 179,900 in-lb @ 3,000 psi
 - Speed : 8.4 RPM @ 14 gpm (using CAT MP Circuit)

